



Gemini[®]

WIRE CABLE TRAYS

✓ simple


✓ fast

✓ stable



WIRE CABLE TRAYS

Gemini®




wire cable tray with integrated coupling

HEIGHT 35 mm

	H (mm)	W (mm)	SWL 1,5* (N/m)
DZI 35X60_VEZ	35	70	172
DZI 35X100_VEZ	35	102	178
DZI 35X150_VEZ	35	152	188
DZI 35X200_VEZ	35	202	199
DZI 35X300_VEZ	35	302	221

length of cable tray 3 m





wire cable tray with integrated coupling

HEIGHT 60 mm

			H (mm)	W (mm)	SWL 1,5* (N/m)
DZI 60X60_VEZ	DZI 60X60_VF	-	51	66	290
-	-	INOXDZI 60X60_VIX	55	73	290
DZI 60X100_VEZ	DZI 60X100_VF	INOXDZI 60X100_VIX	60	102	323
DZI 60X150_VEZ	DZI 60X150_VF	INOXDZI 60X150_VIX	60	152	345
DZI 60X200_VEZ	DZI 60X200_VF	INOXDZI 60X200_VIX	60	202	368
DZI 60X300_VEZ	DZI 60X300_VF	INOXDZI 60X300_VIX	60	302	413
DZI 60X400_VEZ	DZI 60X400_VF		60	402	457
DZI 60X500_VEZ			60	502	502
DZI 60X600_VEZ			60	602	547

length of cable tray 3 m



wire cable tray with integrated coupling

HEIGHT 110 mm

		H (mm)	W (mm)	SWL 1,5* (N/m)
DZI 110X150_VEZ		108	152	441
DZI 110X200_VEZ	DZI 110X200_VF	108	202	462
DZI 110X300_VEZ	DZI 110X300_VF	108	302	504
DZI 110X400_VEZ	DZI 110X400_VF	108	402	546
DZI 110X500_VEZ		108	502	588

length of cable tray 3 m

EASYCONNECT
BASKET TRAY

*SWL - safe working load at support spacing 1,5 m
 VEZ - Electrolytic Zinc coating => to indoor spaces
 VF - Hot-dip galvanized according => to outdoor spaces


VIX - Stainless steel AISI304 => for special requests, indoor and outdoor spaces
 VS - Pre-Galvanized steel => to indoor spaces
 VNEZ - Non-electrolytic Zinc flake coating => to outdoor spaces
 ZM - Magnelis® => to indoor and outdoor spaces

Perfectly hidden energy!



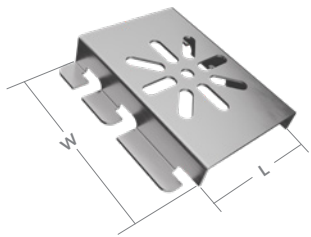

COUPLING

DZS_VEZ	DZS_VNEZ	INOXDZS_VIX
---------	----------	-------------




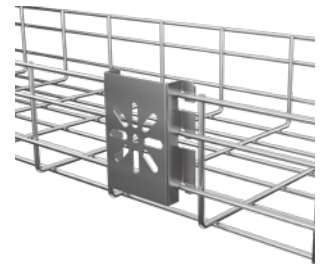
FASTENING BOLT

DZSU_VEZ	DZSU_VNEZ	INOXDZSU_VIX
----------	-----------	--------------




MOUNTING PLATE

DZMD_VS	INOXDZMD_VIX	W (mm)	L (mm)
		95	66





INNER CENTRAL HANGER

DZCZ_VEZ	DZCZ_VNEZ	INOXDZCZ_VIX	W (mm)	L (mm)	Ø (mm)
			35	60	8



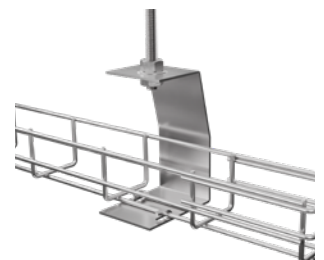
SIDE HANGER

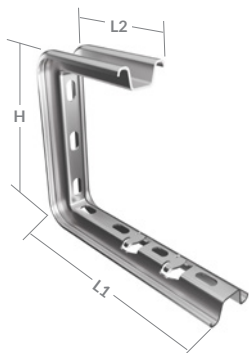
DZZ_VS	INOXDZZ_VIX	W (mm)	L (mm)
		30	110



OUTSIDE CENTRAL HANGER

DZSZ 100_VS	DZSZ 60_VS	H (mm)	L1 (mm)	L2 (mm)
		125	83	53
		125	104	53





CEILING BRACKET

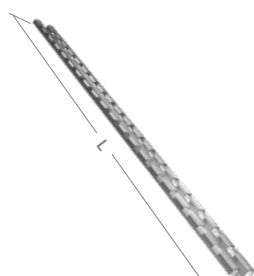
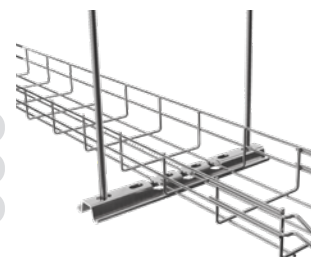
	H (mm)	L1 (mm)	L2 (mm)
DZCTS 100_VS	180	215	115
DZCTS 150_VS	180	265	115
DZCTS 200_VS	180	315	115
DZCTS 300_VS	180	415	115



LOAD BEARING PROFILE



	L (mm)		L (mm)
DZNP 100_VS	250	DZNP 400_VS	550
DZNP 150_VS	300	DZNP 500_VS	650
DZNP 200_VS	350	DZNP 600_VS	750
DZNP 300_VS	450		



CEILING/ WALL LOAD BEARING PROFILE

	L (mm)
DZSSP 1000_VS	1000
DZSSP 2000_VS	2000
DZSSP 3000_VS	3000



WALL BRACKET

	L (mm)	H (mm)
DSDZ 100_ZM	120	48
DSDZ 150_ZM	170	64
DSDZ 200_ZM	220	64
DSDZ 300_ZM	320	74
DSDZ 400_ZM	420	84
DSDZ 500_ZM	520	94
DSDZ 600_ZM	620	119

